



# Travel worry-free with LM



Are you planning to travel abroad soon? Then make sure to take your free **European Health Insurance Card (EHIC)** with you. It proves you are in order with legal health insurance and entitles you to reimbursements of costs by a foreign health insurance fund.

## How can I request an EHIC?

### STEP 1:

Make sure you are up to date with your mandatory health insurance contributions.

### STEP 2:

Request your EHIC via:

#### A) Your health insurance fund

Contact your health insurance fund directly at [www.lm.be](http://www.lm.be) > [contact](#).

#### B) My LM / My ML

Order your EHIC online in just a few clicks!

Dutch:



**No account in My LM / My ML yet?**

Create your account today at [www.lm.be/MyLM](http://www.lm.be/MyLM) - [www.ml.be/MyML](http://www.ml.be/MyML) or ask Max, our digital assistant!

French:

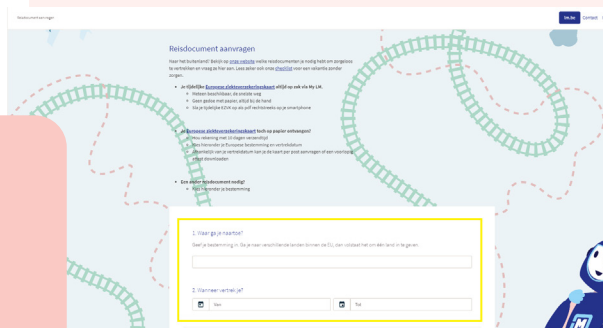
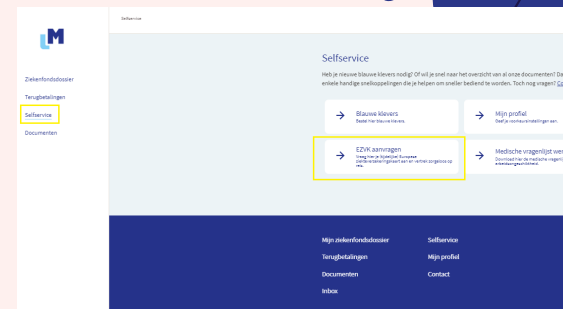


### Step 1

When logged in through My LM/My ML, choose the **“Self-service”** tab and then click the **“Request EHIC”** shortcut afterwards.

### Step 2

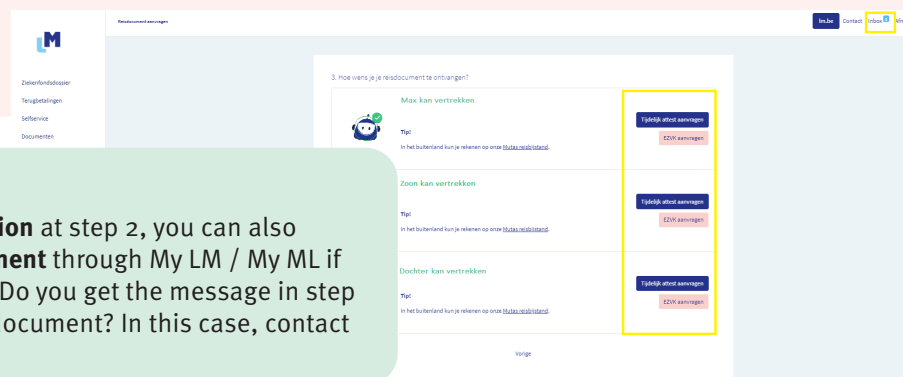
Enter the country you are visiting and complete the dates of your stay. Click on **“Next”**.



### Step 3

Click on the **“Request EHIC”** button. We will send your EHIC by post within 10 working days.

Is your departure scheduled earlier? No worries! Via My LM/My ML you can request a **temporary EHIC** which will appear in your **My LM/My ML Inbox** within half an hour. To do this, click on the **“Request temporary attestation”** button. So, you can still leave for your trip without any worries!



### Did you know...

When you enter a **country outside the European Union** at step 2, you can also apply for an **alternative temporary residence document** through My LM / My ML if it appears in the list of countries with agreements? Do you get the message in step 3 that you cannot apply for a temporary residence document? In this case, contact your health insurance fund.